


Introductory sub-table (I)(a)			
Name of the Company : DYNEMIC PRODUCTS LIMITED			
Scrip Code, Name of the scrip, class of security : 532707			
Quarter ended : 31/12/2012			
<b>Partly paid-up shares:-</b>	<b>No. of partly paid-up shares</b>	<b>As a % of total no. of partly paid-up shares</b>	<b>As a % of total no. of shares of the company</b>
Held by promoter/promoter group	0	0	0
Held by public	0	0	0
<b>Total - D</b>	<b>0</b>	<b>0</b>	<b>0</b>
<b>Outstanding convertible securities:-</b>	<b>No. of outstanding securities</b>	<b>As a % of total no. of outstanding convertible securities</b>	<b>As a % of total no. of shares of the company, assuming full conversion of the convertible securities</b>
Held by promoter/promoter group	0	0	0
Held by public	0	0	0
<b>Total - E</b>	<b>0</b>	<b>0</b>	<b>0</b>
<b>Warrants:-</b>	<b>No. of warrants</b>	<b>As a % of total no. of warrants</b>	<b>As a % of total no. of shares of the company, assuming full conversion of warrants</b>
Held by promoter/promoter group	0	0	0
Held by public	0	0	0
<b>Total - F</b>	<b>0</b>	<b>0</b>	<b>0</b>
<b>Total paid-up capital of the company, assuming full conversion of warrants and convertible securities</b>	<b>11328449</b>		<b>100</b>
<p>For Dymic Products Limited</p> <p><i>BK</i></p> <p>Bhagwandas K. Patel Managing Director</p> 			

**Statement Showing Shareholding Pattern**

Category code	Category of Shareholder	Number of Shareholders	Table (I)(a)		Total shareholding as a percentage of total number of shares		Shares Pledged or otherwise encumbered	
			Total number of shares	Number of shares held in dematerialized form	As a percentage of (A+B) <sup>1</sup>	As a percentage of (A+B+C)	Number of shares	As a percentage
			(IV)	(V)	(VI)	(VII)	(VIII)	(IX) = (VIII)/(IV)*100
(I)	(II)	(III)	(IV)	(V)	(VI)	(VII)	(VIII)	(IX) = (VIII)/(IV)*100
<b>(A)</b>	<b>Shareholding of Promoter and</b>							
<b>1</b>	<b>Indian</b>							
(a)	Individuals/ Hindu Undivided Family	28	4588121	4588121	40.50	40.50	0	0.00
(b)	Central Government/ State Government(s)	0	0	0	0.00	0.00	0	0.00
(c)	Bodies Corporate	1	147000	147000	1.30	1.30	0	0.00
(d)	Financial Institutions/ Banks	0	0	0	0.00	0.00	0	0.00
(e)	Any Others(Specify)	0	0	0	0.00	0.00	0	0.00
	<b>Sub Total(A)(1)</b>	<b>29</b>	<b>4735121</b>	<b>4735121</b>	<b>41.80</b>	<b>41.80</b>	<b>0</b>	<b>0.00</b>
<b>2</b>	<b>Foreign</b>							
a	Individuals (Non-Residents Individuals/ Foreign Individuals)	0	0	0	0.00	0.00	0	0.00
b	Bodies Corporate	0	0	0	0.00	0.00	0	0.00
c	Institutions	0	0	0	0.00	0.00	0	0.00
d	Any Others(Specify)	0	0	0	0.00	0.00	0	0.00
	<b>Sub Total(A)(2)</b>	<b>0</b>	<b>0</b>	<b>0</b>	<b>0.00</b>	<b>0.00</b>	<b>0</b>	<b>0.00</b>
	<b>Total Shareholding of Promoter and</b>	<b>29</b>	<b>4735121</b>	<b>4735121</b>	<b>41.80</b>	<b>41.80</b>	<b>0</b>	<b>0.00</b>
<b>(B)</b>	<b>Public shareholding</b>							
<b>1</b>	<b>Institutions</b>							
(a)	Mutual Funds/ UTI	0	0	0	0.00	0.00	0	0.00
(b)	Financial Institutions / Banks	0	0	0	0.00	0.00	0	0.00
(c)	Central Government/ State Government(s)	0	0	0	0.00	0.00	0	0.00
(d)	Venture Capital Funds	0	0	0	0.00	0.00	0	0.00
(e)	Insurance Companies	0	0	0	0.00	0.00	0	0.00
(f)	Foreign Institutional Investors	0	0	0	0.00	0.00	0	0.00
(g)	Foreign Venture Capital Investors	0	0	0	0.00	0.00	0	0.00
(h)	Any Other (specify)	0	0	0	0.00	0.00	0	0.00
	<b>Sub-Total (B)(1)</b>	<b>0</b>	<b>0</b>	<b>0</b>	<b>0.00</b>	<b>0.00</b>	<b>0</b>	<b>0.00</b>
<b>B 2</b>	<b>Non-institutions</b>							
(a)	Bodies Corporate	130	423657	423657	3.74	3.74	0	0.00
(b)	Individuals				0.00	0.00		
I	Individuals -i. Individual shareholders holding nominal share capital up to Rs 1 lakh	8530	3867423	3544712	34.14	34.14	0	0.00
II	ii. Individual shareholders holding nominal share capital in excess of Rs. 1 lakh.	62	2203210	2057210	19.45	19.45	0	0.00
(c)	Trusts	6	1185	1185	0.01	0.01	0	0.00



(c-i)	Clearing Member	7	2265	2265	0.02	0.02	0	0.00
(c-ii)	NRI (Repat)	34	95588	95588	0.84	0.84	0	0.00
	<b>Sub-Total (B)(2)</b>	<b>8769</b>	<b>6593328</b>	<b>6124617</b>	<b>58.20</b>	<b>58.20</b>	<b>0</b>	<b>0.00</b>
(B)	<b>Total Public Shareholding (B)= (B)(1)+(B)(2)</b>	<b>8769</b>	<b>6593328</b>	<b>6124617</b>	<b>58.20</b>	<b>58.20</b>	<b>0</b>	<b>0.00</b>
	<b>TOTAL (A)+(B)</b>	<b>8798</b>	<b>11328449</b>	<b>10859738</b>	<b>100.00</b>	<b>100.00</b>	<b>0</b>	<b>0.00</b>
(C)	<b>Shares held by Custodians and against which Depository Receipts have been issued</b>							
1	Promoter and Promoter Group	0	0	0	0	0.00	0	0.00
2	Public	0	0	0	0	0.00	0	0.00
	<b>Sub-Total (C)</b>	<b>0</b>	<b>0</b>	<b>0</b>	<b>0</b>	<b>0</b>	<b>0</b>	<b>0</b>
	<b>GRAND TOTAL (A)+(B)+(C)</b>	<b>8798</b>	<b>11328449</b>	<b>10859738</b>	<b>0</b>	<b>100.00</b>	<b>0</b>	<b>0.00</b>

For Dymenic Products Limited  
 BK  
 Bhagwandas K. Patel  
 Managing Director  
 Dymenic Products Ltd.  
 Ahmedabad

(b) Statement showing holding of securities (including shares, warrants, convertible securities) of persons belonging to the category "Promoter and Promoter Group"

S. N.	Name of the shareholder	Details of Shares held		Encumbered shares (*)			Details of warrants		Details of convertible securities		Total shares (including underlying shares assuming full conversion of warrants and convertible securities) as a % of diluted share capital
		Number of shares held	As a % of grand total (A)+(B)+(C)	No.	As a percentage	As a % of grand total (A)+(B)+(C) of sub-clause (I)(a)	No. of warrants held	As a % total number of warrants of the same class	Number of convertible securities held	As a % total number of convertible securities of the same class	
(i)	(ii)	(iii)	(iv)	(v)	(vi)=(v)/(iii)*100	(vii)	(viii)	(ix)	(x)	(xi)	(xii)
1	BHAGWANDAS KALIDAS PATEL	1114245	9.84		0.00	0.00		0		0	
2	DASHRATHBHAI PRAHLADDAS PATEL - HUF	545000	4.81		0.00	0.00		0		0	
3	RAMESHKUMAR BHAGWANDAS PATEL	671018	5.92		0.00	0.00		0		0	
4	MAHENDRA KALIDAS PATEL	28200	0.25		0.00	0.00		0		0	
5	KANTILAL KALIDAS PATEL	55150	0.49		0.00	0.00		0		0	
6	JAYANTILAL KALIDAS PATEL	23850	0.21		0.00	0.00		0		0	
7	LALBHAI MANORBHAI PATEL	15500	0.14		0.00	0.00		0		0	
8	HASMUKHBHAI MORARBHAI PATEL	2600	0.02		0.00	0.00		0		0	
9	DAHAYABHAI NATHABHAI PATEL	13800	0.12		0.00	0.00		0		0	
10	KAMLESHKUMAR JOITARAM PATEL	17700	0.16		0.00	0.00		0		0	
11	KIRTI BHAGWANDAS PATEL	43200	0.38		0.00	0.00		0		0	
12	VIMLA BHAGWANDAS PATEL	68630	0.61		0.00	0.00		0		0	
13	RAJULABEN JAYANTIBHAI PATEL	24113	0.21		0.00	0.00		0		0	
14	SOBHANABEN M. PATEL	43943	0.39		0.00	0.00		0		0	
15	VISHNU BHAGWANDAS PATEL	85406	0.75		0.00	0.00		0		0	
16	DALSHIBEN B. PATEL	30000	0.26		0.00	0.00		0		0	
17	LILABEN DASARATHBHAI PATEL	104730	0.92		0.00	0.00		0		0	
18	DASHARATHBHAI P. PATEL	667330	5.89		0.00	0.00		0		0	
19	PALAK DASHRATHBHAI PATEL	98000	0.87		0.00	0.00		0		0	
20	MUKESHKUMAR BHAGWANDAS PATEL	109357	0.97		0.00	0.00		0		0	
21	CHEITNA MUKESHKUMAR PATEL	71640	0.63		0.00	0.00		0		0	
22	DIXIT BHAGWANBHAI PATEL	131675	1.16		0.00	0.00		0		0	
23	D.N.PATEL (H.U.F)	500000	4.41		0.00	0.00		0		0	
24	BHAGWATIBEN K. PATEL	43465	0.38		0.00	0.00		0		0	
25	KAMINIBEN V. PATEL	38500	0.34		0.00	0.00		0		0	
26	MITTAL D PATEL	2450	0.02		0.00	0.00		0		0	
27	HANSABEN RAMESHBHAI PATEL	20425	0.18		0.00	0.00		0		0	
28	DYNEMIC HOLDINGS PRIVATE LIMITED	147000	1.30		0.00	0.00		0		0	
29	BHAGWANDAS K. PATEL (HUF)	18194	0.16		0.00	0.00		0		0	
	<b>TOTAL</b>	<b>4735121</b>	<b>41.80</b>	<b>0</b>	<b>0.00</b>	<b>0.00</b>	<b>0</b>	<b>0</b>	<b>0</b>	<b>0</b>	<b>0</b>

The term "encumbrance" has the same meaning as assigned to it in regulation 28(3) of the SAST Regulations, 2011

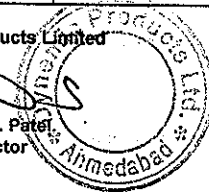
For Dymic Products Limited  
  
 Bhagwandas K. Patel  
 Managing Director  


(I)(c)(i) Statement showing holding of securities (including shares, warrants, convertible securities) of persons belonging to the category "Public" and holding more than 1% of the total number of shares?

Sr. No.	Name of the shareholder	Number of shares held	Shares as a percentage of total number of shares (i.e., Grand Total (A)+(B)+(C) indicated in Statement at para (I)(a) above)	Details of warrants		Details of convertible securities		Total shares (including underlying shares assuming full conversion of warrants and convertible securities) as a % of diluted share capital
				Number of warrants held	As a % total number of warrants of the same class	Number of convertible securities held	% w.r.t total number of convertible securities of the same class	
1	Shashikant P. Patel	570127	5.03	0	0	0	0	0
<b>TOTAL</b>		<b>570127</b>	<b>5.03</b>	<b>0</b>	<b>0</b>	<b>0</b>	<b>0</b>	<b>0</b>

For Dynamic Products Limited

BK S  
Bhagwandas K. Patel  
Managing Director

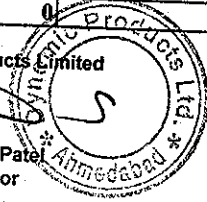


**(I)(c)(ii) Statement showing holding of securities (including shares, warrants, convertible securities) of persons (together with PAC) belonging to the category "Public" and holding more than 5% of the total number of shares of the company**

Sr. No.	Name(s) of the shareholder(s) and the Persons Acting in Concert (PAC) with them	Number of shares	Shares as a percentage of total number of shares {i.e., Grand Total (A)+(B)+(C) indicated in Statement at para (I)(a) above}	Details of warrants		Details of convertible securities		Total shares (including underlying shares assuming full conversion of warrants and convertible securities) as a % of diluted share capital
				Number of warrants	As a % total number of warrants of the same class	Number of convertible securities held	% w.r.t total number of convertible securities of the same class	
1	Shashikant P. Patel	570127	5.03	0	0	0	0	0
<b>TOTAL</b>		<b>570127</b>	<b>5.03</b>	<b>0</b>	<b>0</b>	<b>0</b>	<b>0</b>	<b>0</b>

For Dynamic Products Limited

BK  
Bhagwandas K. Patel  
Managing Director




**(I)(d) Statement showing details of locked-in shares**

Sr. No.	Name of the shareholder	Number of locked-in shares	Locked-in shares as a percentage of total number of shares {i.e., Grand Total (A)+(B)+(C) indicated in Statement at para (I)(a) above}
1		0	0.00
<b>TOTAL</b>		<b>0</b>	<b>0.00</b>

For Dymenic Products Limited

*BK*

Bhagwandas K. Patel  
Managing Director



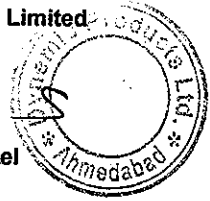
**(II)(a) Statement showing details of Depository Receipts (DRs)**

Sr. No.	Type of outstanding DR (ADRs, GDRs, SDRs, etc.)	Number of outstanding DRs	Number of shares underlying outstanding DRs	Shares underlying outstanding DRs as a percentage of total number of shares {i.e., Grand Total (A)+(B)+(C) indicated in Statement at para (I)(a) above}
1				0.00
2				0.00
3				0.00
4				0.00
5				0.00
<b>TOTAL</b>		<b>0</b>	<b>0</b>	<b>0.00</b>

For Dymemic Products Limited



**Bhagwandas K. Patel**  
Managing Director





**(II)(b) Statement showing holding of Depository Receipts (DRs), where underlying shares held by "promoter/promoter group" are in excess of 1% of the total number of shares**

Sr. No.	Name of the DR Holder	Type of outstanding DR (ADRs, GDRs, SDRs, etc.)	Number of shares underlying outstanding DRs	Shares underlying outstanding DRs as a percentage of total number of shares {i.e., Grand Total (A)+(B)+(C) indicated in Statement at para (I)(a) above}
1				0.00
2				0.00
3				0.00
4				0.00
<b>TOTAL</b>			<b>0</b>	<b>0.00</b>

For Dynemic Products Limited

BK S  
Bhagwandas K. Patel  
Managing Director

