


Introductory sub-table (I)(a)			
Name of the Company : DYNEMIC PRODUCTS LIMITED			
Scrip Code, Name of the scrip, class of security : 532707			
Quarter ended : 30/09/2014			
Partly paid-up shares:-	No. of partly paid-up shares	As a % of total no. of partly paid-up shares	As a % of total no. of shares of the company
Held by promoter/promoter group	0	0	0
Held by public	0	0	0
Total - D	0	0	0
Outstanding convertible securities:-	No. of outstanding securities	As a % of total no. of outstanding convertible securities	As a % of total no. of shares of the company, assuming full conversion of the convertible securities
Held by promoter/promoter group	0	0	0
Held by public	0	0	0
Total - E	0	0	0
Warrants:-	No. of warrants	As a % of total no. of warrants	As a % of total no. of shares of the company, assuming full conversion of warrants
Held by promoter/promoter group	0	0	0
Held by public	0	0	0
Total - F	0	0	0
Total paid-up capital of the company, assuming full conversion of warrants and convertible securities	11328449		100
<p>For Dynemic Products Limited</p>  <p>Bhagwandas K. Patel Managing Director</p>			

Statement Showing Shareholding Pattern								
Category code	Category of Shareholder	Number of Shareholders	Table (I)(a)		Total shareholding as a percentage of total number of shares		Shares Pledged or otherwise encumbered	
			Total number of shares	Number of shares held in dematerialized form	As a percentage of(A+B) ¹	As a percentage of (A+B+C)	Number of shares	As a percentage
			(IV)	(V)	(VI)	(VII)	(VIII)	(IX)=(VIII)/(IV)
(I)	(II)	(III)	(IV)	(V)	(VI)	(VII)	(VIII)	(IX)=(VIII)/(IV)
(A)	Shareholding of Promoter and							
1	Indian							
(a)	Individuals/ Hindu Undivided Family	28	4666276	4666276	41.19	41.19	0	0.00
(b)	Central Government/ State Government(s)	0	0	0	0.00	0.00	0	0.00
(c)	Bodies Corporate	1	147000	147000	1.30	1.30	0	0.00
(d)	Financial Institutions/ Banks	0	0	0	0.00	0.00	0	0.00
(e)	Any Others(Specify)	0	0	0	0.00	0.00	0	0.00
	Sub Total(A)(1)	29	4813276	4813276	42.49	42.49	0	0.00
2	Foreign							
a	Individuals (Non-Residents Individuals/ Foreign Individuals)	0	0	0	0.00	0.00	0	0.00
b	Bodies Corporate	0	0	0	0.00	0.00	0	0.00
c	Institutions	0	0	0	0.00	0.00	0	0.00
d	Any Others(Specify)	0	0	0	0.00	0.00	0	0.00
	Sub Total(A)(2)	0	0	0	0.00	0.00	0	0.00
	Total Shareholding of Promoter and	29	4813276	4813276	42.49	42.49	0	0.00
(B)	Public shareholding							
1	Institutions							
(a)	Mutual Funds/ UTI	0	0	0	0.00	0.00	0	0.00
(b)	Financial Institutions/ Banks	0	0	0	0.00	0.00	0	0.00
(c)	Central Government/ State Government(s)	0	0	0	0.00	0.00	0	0.00
(d)	Venture Capital Funds	0	0	0	0.00	0.00	0	0.00
(e)	Insurance Companies	0	0	0	0.00	0.00	0	0.00
(f)	Foreign Institutional Investors	0	0	0	0.00	0.00	0	0.00
(g)	Foreign Venture Capital Investors	0	0	0	0.00	0.00	0	0.00
(h)	Any Other (specify)	0	0	0	0.00	0.00	0	0.00
	Sub-Total (B)(1)	0	0	0	0.00	0.00	0	0.00
B 2	Non-institutions							
(a)	Bodies Corporate	162	716082	716082	6.32	6.32	0	0.00
(b)	Individuals				0.00	0.00		
I	Individuals -i. Individual shareholders holding nominal share capital up to Rs 1 lakh	7150	3408990	3105579	30.09	30.09	0	0.00
II	ii. Individual shareholders holding nominal share capital in excess of Rs. 1 lakh.	62	2134854	2003654	18.85	18.85	0	0.00
(c)	Trusts	0	0	0	0.00	0.00	0	0.00

(c-i)	Clearing Member	37	35565	35565	0.31	0.31	0	0.00
(c-ii)	NRI (Repat)	59	219682	219682	1.94	1.94	0	0.00
	Sub-Total (B)(2)	7470	6515173	6080562	57.51	57.51	0	0.00
(B)	Total Public Shareholding (B)= (B)(1)+(B)(2)	7470	6515173	6080562	57.51	57.51	0	0.00
	TOTAL (A)+(B)	7499	11328449	10893838	100.00	100.00	0	0.00
(C)	Shares held by Custodians and against which Depository Receipts have been issued							
1	Promoter and Promoter Group	0	0	0	0	0.00	0	0.00
2	Public	0	0	0	0	0.00	0	0.00
	Sub-Total (C)	0	0	0	0	0	0	0
	GRAND TOTAL (A)+(B)+(C)	7499	11328449	10893838	0	100.00	0	0.00

For Dynamic Products Limited


Bhagwandas K. Patel
Managing Director

(I)(b) Statement showing holding of securities (including shares, warrants, convertible securities) of persons belonging to the category "Promoter and Promoter Group"

S. N.	Name of the shareholder	Details of Shares held		Encumbered shares (*)			Details of warrants		Details of convertible securities		Total shares (including underlying shares assuming full conversion of warrants and convertible securities) as a % of diluted share capital
		Number of shares held	As a % of grand total (A)+(B)+(C)	No.	As a percentage	As a % of grand total (A)+(B)+(C) of sub-clause (I)(a)	No. of warrants held	As a % total number of warrants of the same class	Number of convertible securities held	As a % total number of convertible securities of the same class	
(i)	(ii)	(iii)	(iv)	(v)	(vi)=(v)/(iii)*100	(vii)	(viii)	(ix)	(x)	(xi)	(xii)
1	BHAGWANDAS KALIDAS PATEL	1162205	10.26		0.00	0.00		0		0	
2	DASHRATHBHAI PRAHLADDAS PATEL - HUF	545000	4.81		0.00	0.00		0		0	
3	RAMESHKUMAR BHAGWANDAS PATEL	671018	5.92		0.00	0.00		0		0	
4	MAHENDRA KALIDAS PATEL	28200	0.25		0.00	0.00		0		0	
5	KANTILAL KALIDAS PATEL	55150	0.49		0.00	0.00		0		0	
6	JAYANTILAL KALIDAS PATEL	23950	0.21		0.00	0.00		0		0	
7	LALBHAI MANORBHAI PATEL	8000	0.07		0.00	0.00		0		0	
8	HASMUKHBHAI MORARBHAI PATEL	2600	0.02		0.00	0.00		0		0	
9	DAHAYABHAI NATHABHAI PATEL	3800	0.03		0.00	0.00		0		0	
10	KAMLESHKUMAR JOITARAM PATEL	11700	0.10		0.00	0.00		0		0	
11	KIRTI BHAGWANDAS PATEL	83850	0.74		0.00	0.00		0		0	
12	VIMLA BHAGWANDAS PATEL	68630	0.61		0.00	0.00		0		0	
13	RAJULABEN JAYANTIBHAI PATEL	24113	0.21		0.00	0.00		0		0	
14	SOBHANABEN M. PATEL	43943	0.39		0.00	0.00		0		0	
15	VISHNU BHAGWANDAS PATEL	85406	0.75		0.00	0.00		0		0	
16	DALSHIBEN B. PATEL	30000	0.26		0.00	0.00		0		0	
17	LILABEN DASARATHBHAI PATEL	104730	0.92		0.00	0.00		0		0	
18	DASHARATHBHAI P. PATEL	677875	5.98		0.00	0.00		0		0	
19	PALAK DASHRATHBHAI PATEL	98000	0.87		0.00	0.00		0		0	
20	MUKESHKUMAR BHAGWANDAS PATEL	109357	0.97		0.00	0.00		0		0	
21	CHETNA MUKESHKUMAR PATEL	71640	0.63		0.00	0.00		0		0	
22	DIXIT BHAGWANBHAI PATEL	134075	1.18		0.00	0.00		0		0	
23	D.N.PATEL (H.U.F)	500000	4.41		0.00	0.00		0		0	
24	BHAGWATIBEN K. PATEL	43465	0.38		0.00	0.00		0		0	
25	KAMINIBEN V. PATEL	38500	0.34		0.00	0.00		0		0	
26	MITTAL D PATEL	2450	0.02		0.00	0.00		0		0	
27	HANSABEN RAMESHBHAI PATEL	20425	0.18		0.00	0.00		0		0	
28	DYNEMIC HOLDINGS PRIVATE LIMITED	147000	1.30		0.00	0.00		0		0	
29	BHAGWANDAS K. PATEL (HUF)	18194	0.16		0.00	0.00		0		0	
	TOTAL	4813276	42.49	0	0.00	0.00	0	0	0	0	0

(*) The term "encumbrance" has the same meaning as assigned to it in regulation 28(3) of the SAST Regulations, 2011

For Dynamic Products Limited

BK P

Bhagwandas K. Patel
Managing Director

(I)(c)(i) Statement showing holding of securities (including shares, warrants, convertible securities) of persons belonging to the category "Public" and holding more than 1% of the total number of shares

Sr. No.	Name of the shareholder	Number of shares held	Shares as a percentage of total number of shares (i.e., Grand Total (A)+(B)+(C) indicated in Statement at para (I)(a) above)	Details of warrants		Details of convertible securities		Total shares (including underlying shares assuming full conversion of warrants and convertible securities) as a % of diluted share capital
				Number of warrants held	As a % total number of warrants of the same class	Number of convertible securities held	% w.r.t total number of convertible securities of the same class	
1	Shashikant P. Patel	220729	1.95	0	0	0	0	0
2	Edel Weiss Broking Ltd.	114677	1.01	0	0	0	0	0
TOTAL		335406	2.96	0	0	0	0	0

For Dynamic Products Limited


Bhagwandas K. Patel
Managing Director

(I)(c)(ii) Statement showing holding of securities (including shares, warrants, convertible securities) of persons (together with PAC) belonging to the category "Public" and holding more than 5% of the total number of shares of the company

Sr. No.	Name(s) of the shareholder(s) and the Persons Acting in Concert (PAC) with them	Number of shares	Shares as a percentage of total number of shares (i.e., Grand Total (A)+(B)+(C) indicated in Statement at para (I)(a) above)	Details of warrants		Details of convertible securities		Total shares (including underlying shares assuming full conversion of warrants and convertible securities) as a % of diluted share capital
				Number of warrants	As a % total number of warrants of the same class	Number of convertible securities held	% w.r.t total number of convertible securities of the same class	
1			0.00	0	0	0	0	0
TOTAL		0	0.00	0	0	0	0	0

For Dynamic Products Limited



Bhagwandas K. Patel
Managing Director

(I)(d) Statement showing details of locked-in shares

Sr. No.	Name of the shareholder	Number of locked-in shares	Locked-in shares as a percentage of total number of shares {i.e., Grand Total (A)+(B)+(C) indicated in Statement at para (I)(a) above}
1		0	0.00
TOTAL		0	0.00

For Dyncemic Products Limited




Bhagwandas K. Patel
Managing Director

(II)(a) Statement showing details of Depository Receipts (DRs)

Sr. No.	Type of outstanding DR (ADRs, GDRs, SDRs, etc.)	Number of outstanding DRs	Number of shares underlying outstanding DRs	Shares underlying outstanding DRs as a percentage of total number of shares {i.e., Grand Total (A)+(B)+(C) indicated in Statement at para (I)(a) above}
1				0.00
2				0.00
3				0.00
4				0.00
5				0.00
TOTAL		0	0	0.00

For Dymenic Products Limited




Bhagwandas K. Patel
Managing Director

(II)(b) Statement showing holding of Depository Receipts (DRs), where underlying shares held by "promoter/promoter group" are in excess of 1% of the total number of shares

Sr. No.	Name of the DR Holder	Type of outstanding DR (ADRs, GDRs, SDRs, etc.)	Number of shares underlying outstanding DRs	Shares underlying outstanding DRs as a percentage of total number of shares {i.e., Grand Total (A)+(B)+(C) indicated in Statement at para (I)(a) above}
1				0.00
2				0.00
3				0.00
4				0.00
TOTAL			0	0.00

For Dyncmic Products Limited


 Bhagwandas K. Patel
 Managing Director