

3rd June, 2024

To,
BSE Limited
PJ Towers, Dalal Street,
Mumbai 400 001

National Stock Exchange of India Limited
Exchange Plaza, Plot No. C/1, G Block
Bandra-Kurla Complex, Bandra (East)
Mumbai – 400 051

Scrip code : 532707

Trading Symbol : DYNPRO

Dear Sir,

Sub : Presentation on the Audited Financial Results for the Year ended March 31, 2024

Pursuant to Regulation 30 of the Securities and Exchange Board of India (Listing Obligations and Disclosure Requirements) Regulations, 2015, please find enclosed a presentation on the Audited Financial Results of the Company for the Year ended March 31, 2024 for the results announced on 30th May, 2024.

The aforesaid presentation is also being hosted on the website of the Company, www.dynemic.com in accordance with the Regulation 46 of SEBI (Listing Obligations and Disclosure Requirements) Regulations, 2015.

Please take the same on record.

Thanking you,

Yours faithfully,

For Dynemic Products Limited



Varsha Mehta
Company Secretary

Encl : As above

DYNEMIC PRODUCTS LTD.



Dynemic Products Limited

Investor Presentation Q4 FY24



Disclaimer

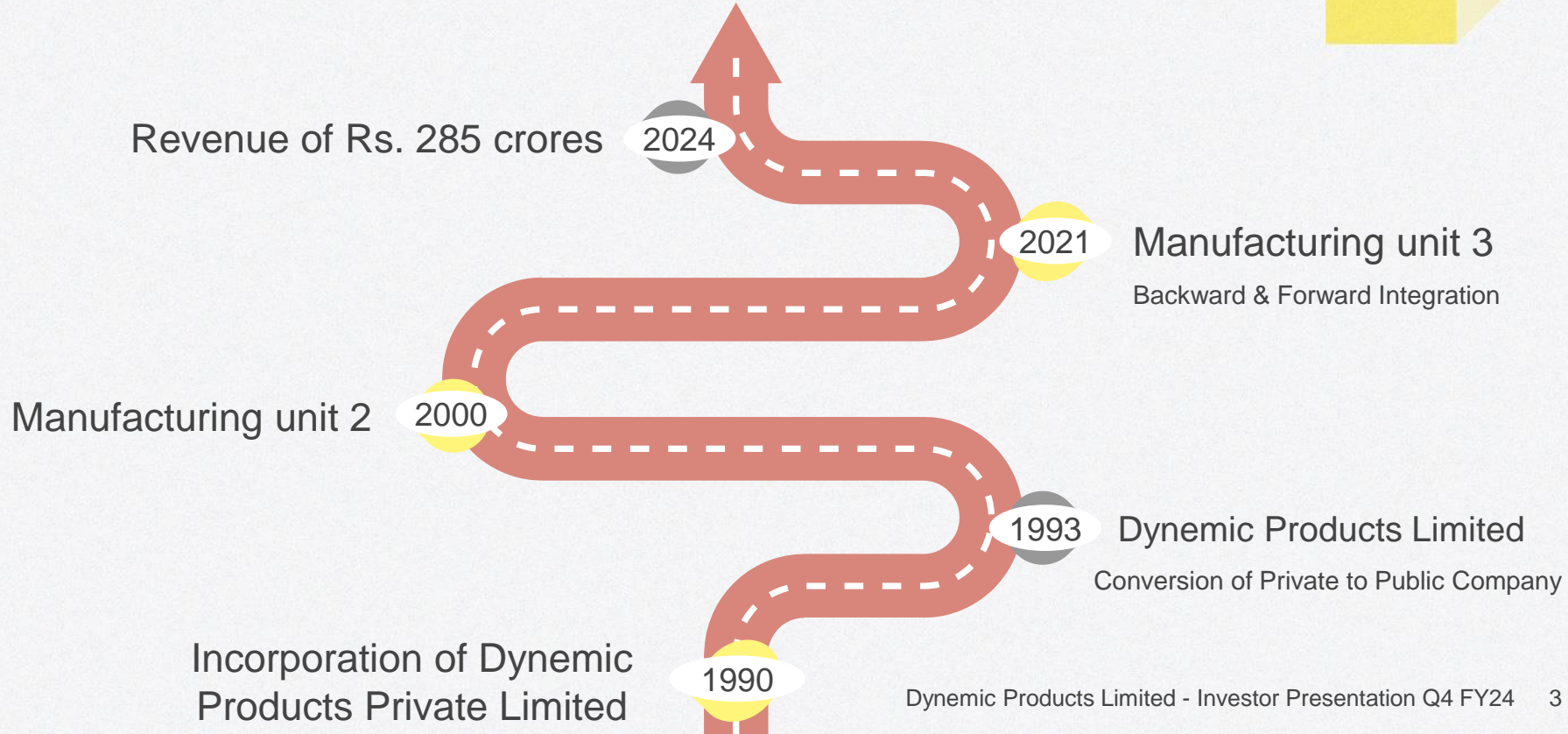
This presentation does not provide individually tailored advice but is an effort to express views that may be considered debatable, and may not conform to different views on the topic and does not contain any information of strategic nature emerging from Dynamic Products Limited.

The Company has prepared this presentation based on information available to it, including information derived from public sources that have not been independently verified. While reasonable efforts have been made to provide reliable information through this presentation, no representation or warranty, express or implied, is provided in relation to the fairness, accuracy, correctness, completeness or reliability of the information, opinions or conclusions expressed herein. Neither the Company nor anyone else accepts any liability whatsoever for any loss, howsoever, arising from use or reliance on this presentation or its contents or otherwise arising in connection therewith.

This presentation is not intended to be relied upon as advice to investors or potential investors and does not take into account the investment objectives, financial situation or needs of any investor. The information contained herein does not purport to be all inclusive or to contain all of the information a prospective or existing investor may desire. All investors should conduct their own investigation and analysis of the Company and consider such factors in consultation with a professional advisor of their choosing when deciding if an investment is appropriate.

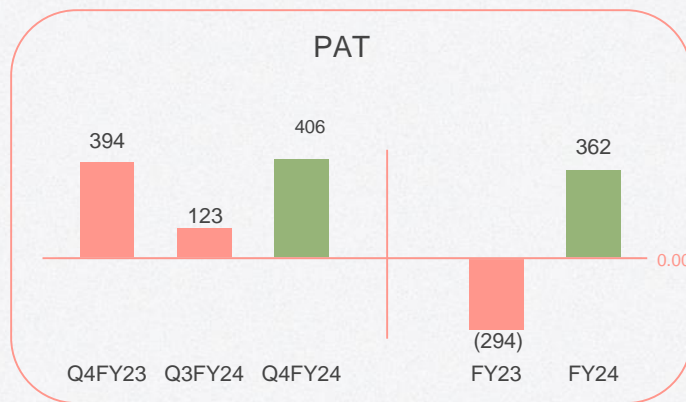
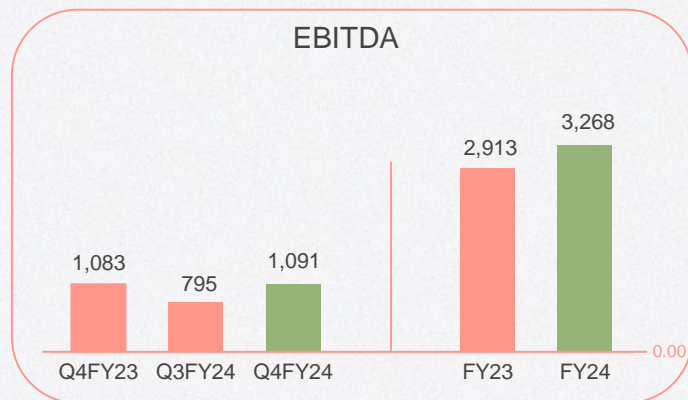
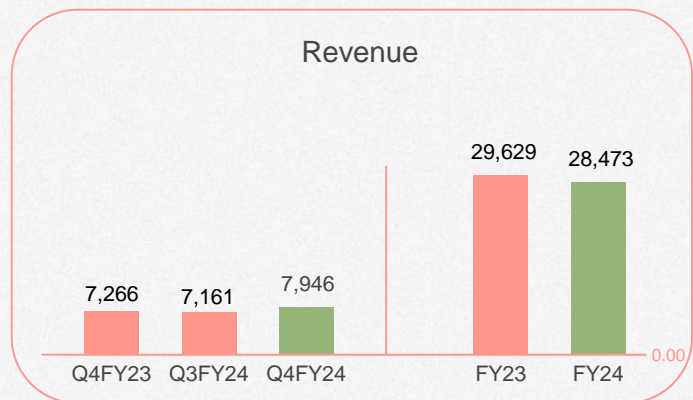
This presentation may contain forward looking statements including statements regarding our intent, belief or current expectations. While due care has been used in the preparation of forecast information, actual results may vary in a materially positive or negative manner.

Journey so far,



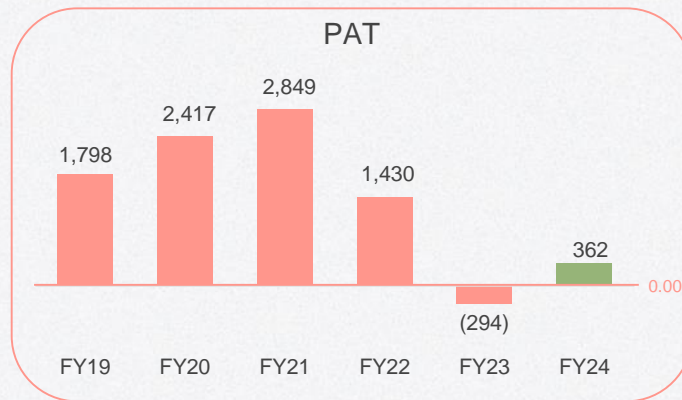
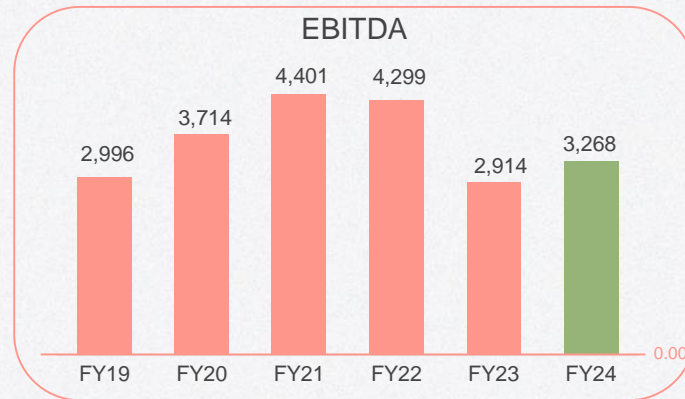
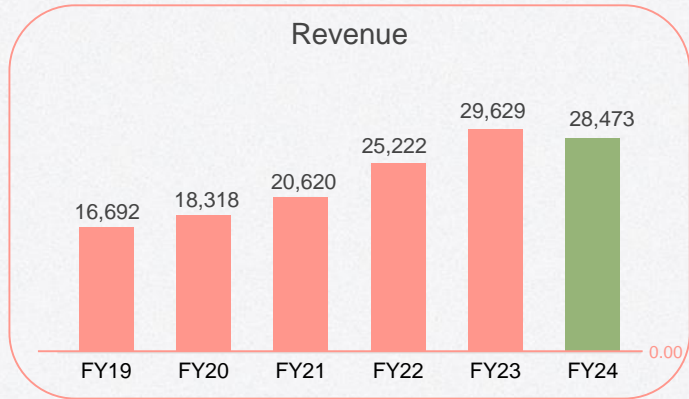
Quarterly comparison (Consolidated)

(Rs. in lakhs)

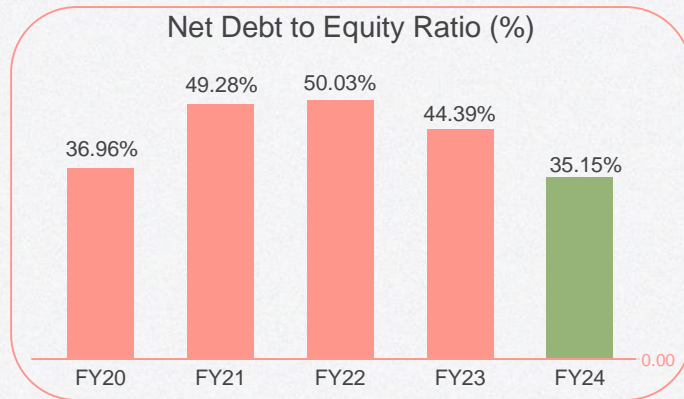
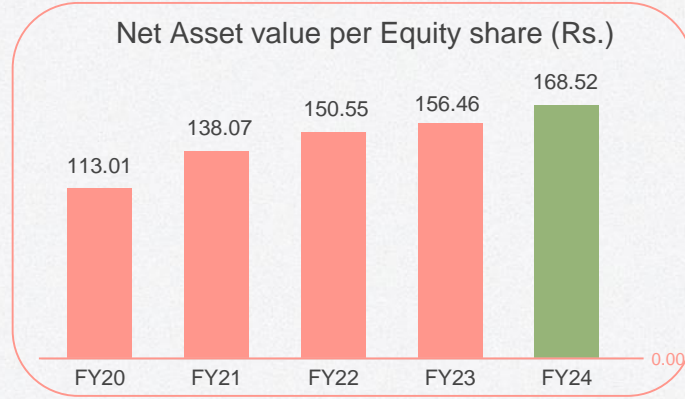
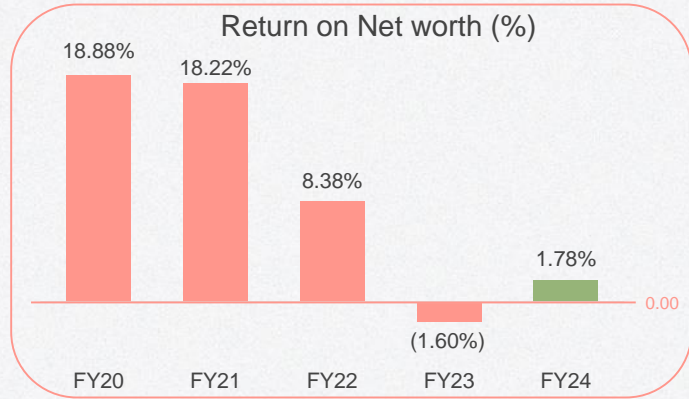


Yearly comparison (Consolidated)

(Rs. in lakhs)



Consolidated key Ratios



Q4 and FY 24 performance

Particulars	Standalone					Consolidated				
	Q4 FY24	Q3 FY24	Q4 FY23	FY24	FY23	Q4 FY24	Q3 FY24	Q4 FY23	FY24	FY23
Total income	7,936.78	7,160.17	7,264.15	28,442.32	29,575.30	7,945.99	7,161.10	7,265.91	28,473.31	29,629.16
Total expenditure	6,836.30	6,366.95	6,181.03	25,183.34	26,684.26	6,854.84	6,366.00	6,182.96	25,205.49	26,715.60
EBITDA	1,100.48	793.22	1,083.12	3,258.98	2,891.04	1,091.14	795.10	1,082.95	3,267.81	2,913.56
EBITDA %	13.87%	11.08%	14.91%	11.46%	9.78%	13.73%	11.10%	14.90%	11.48%	9.83%
Depreciation	409.95	417.66	413.98	1,668.31	1,674.76	409.98	417.68	414.01	1,668.40	1,674.85
EBIT	690.53	375.56	669.14	1,590.67	1,216.28	681.17	377.42	668.94	1,599.42	1,238.71
EBIT %	8.70%	5.25%	9.21%	5.59%	4.11%	8.57%	5.27%	9.21%	5.62%	4.18%
Finance cost	363.25	275.88	359.25	1,288.90	1,610.44	363.59	275.89	359.26	1,289.28	1,610.75
PBT	327.28	99.68	309.89	301.77	(394.16)	317.54	102.11	310.58	310.70	(371.39)
PBT %	4.12%	1.39%	4.27%	1.06%	(1.33%)	4.00%	1.43%	4.27%	1.09%	(1.25%)
Tax expense	(137.58)	(21.77)	(33.48)	(104.47)	(33.48)	(88.83)	(21.31)	(83.33)	(51.18)	(77.75)
PAT	464.85	121.45	343.37	406.24	(360.69)	406.38	123.41	393.89	361.89	(293.66)
PAT %	5.86%	1.70%	4.73%	1.43%	(1.22%)	5.11%	1.72%	5.42%	1.27%	(0.99%)
Other comprehensive income	22.10	0.00	(6.48)	22.10	(6.48)	22.10	0.00	(6.48)	22.10	(6.48)
Reported Net profit	486.96	121.45	336.89	428.34	(367.17)	428.48	123.41	387.41	383.99	(300.14)
NPM %	6.14%	1.70%	4.64%	1.51%	(1.24%)	5.39%	1.72%	5.33%	1.35%	(1.01%)

Management comments

- Consolidated Revenue in Q4 FY24 was Rs. 7945.99 lakhs and Rs. 7265.91 lakhs in Q4 FY23, growth of 9.36%. And Rs. 7161.10 lakhs in Q3 FY24, growth of 10.96%
- Increasing production can help in allocating overheads more efficiently, as fixed costs can be spread over a larger volume of output, potentially reducing the overhead cost per unit and it will improve EBITDA margin.
- Having three manufacturing facilities with a total production capacity of 22,644 MT p.a. provides company with a significant potential for output and company can leverage these facilities to meet demand efficiently and effectively.
- Positive industry sentiment toward a potential revival in the specialty chemicals sector is a hopeful sign after the challenges of low demand and weak margins in previous quarters. It indicates a potential shift in market conditions, which could present new opportunities for growth and recovery.

Thank You !

Dynemic Products Limited

CIN: L24100GJ1990PLC013886

Email: info@dynemic.com/ cs@dynemic.com

Corporate Office:

B-301, Satyamev Complex-1,
Opp. Gujarat High Court,
S G Road, Sola, Ahmedabad-380 060,
Gujarat, INDIA.

Tel: +91-79-27663071

E-mail: info@dynemic.com

Web : www.dynemic.com

Manufacturing Plant 1:

6401/2, 6415-16, 6400, 6400/1,
6402 GIDC Near Hoechst India,
Ankleshwar, Dist: Bharuch, Gujarat
Tel: +91-2646-250517

Manufacturing Plant 2:

3709/6, 3710/1, 3713/1 GIDC
Near Telephone Exchange
Ankleshwar, Dist: Bharuch, Gujarat
Tel: + 91 - 2646 - 252767

Manufacturing Plant 3:

Plot No. D-3/3/1, DPL Road
GIDC, Dahej 392130,
Dist. Bharuch, Gujarat
+91 (2646) 252674